



# End of Year Expectations

## Reading

End of FS1 expectation

- Recognises familiar signs and labels
- Recognises their own name
- Hears and says initial sounds in words

End of FS2 expectation

Early learning goal - Read and understand simple sentences using their phonic knowledge to decode regular words. They also read some common irregular words (red words) They demonstrate an understanding about when talking with others about what they have read.

Exceeding early learning goal - Children can read phonically regular words of more than one syllable as well as many irregular high frequency words. They use phonic, semantic and syntactic knowledge to understand unfamiliar vocabulary. They can describe what they have read in their own words about fiction and non-fiction texts.

## Writing

End of FS1 expectations

- Uses groups of letters or letter-like shapes when writing.
- Ascribes meaning to the marks they make.
- Writes their own name.

End of FS2 expectations

Early learning goal - Children use their phonic knowledge to write words in ways which match their spoken sounds. They also write some common irregular words (red words) They write simple sentences which can be read by themselves and others.

Exceeding early learning goal - Children can spell phonically regular words of more than one syllable as well as many irregular high frequency words. They use key features of narrative in their writing e.g. connectives, adjectives and simple punctuation.




# End of Year Expectations FS2

## Handwriting

Name Daisy 1<sup>st</sup> March

### World Book Day




to day I am  
belle. she wears  
a sprkleyed  
dres.

twinkl.com



# End of Year Expectations FS2

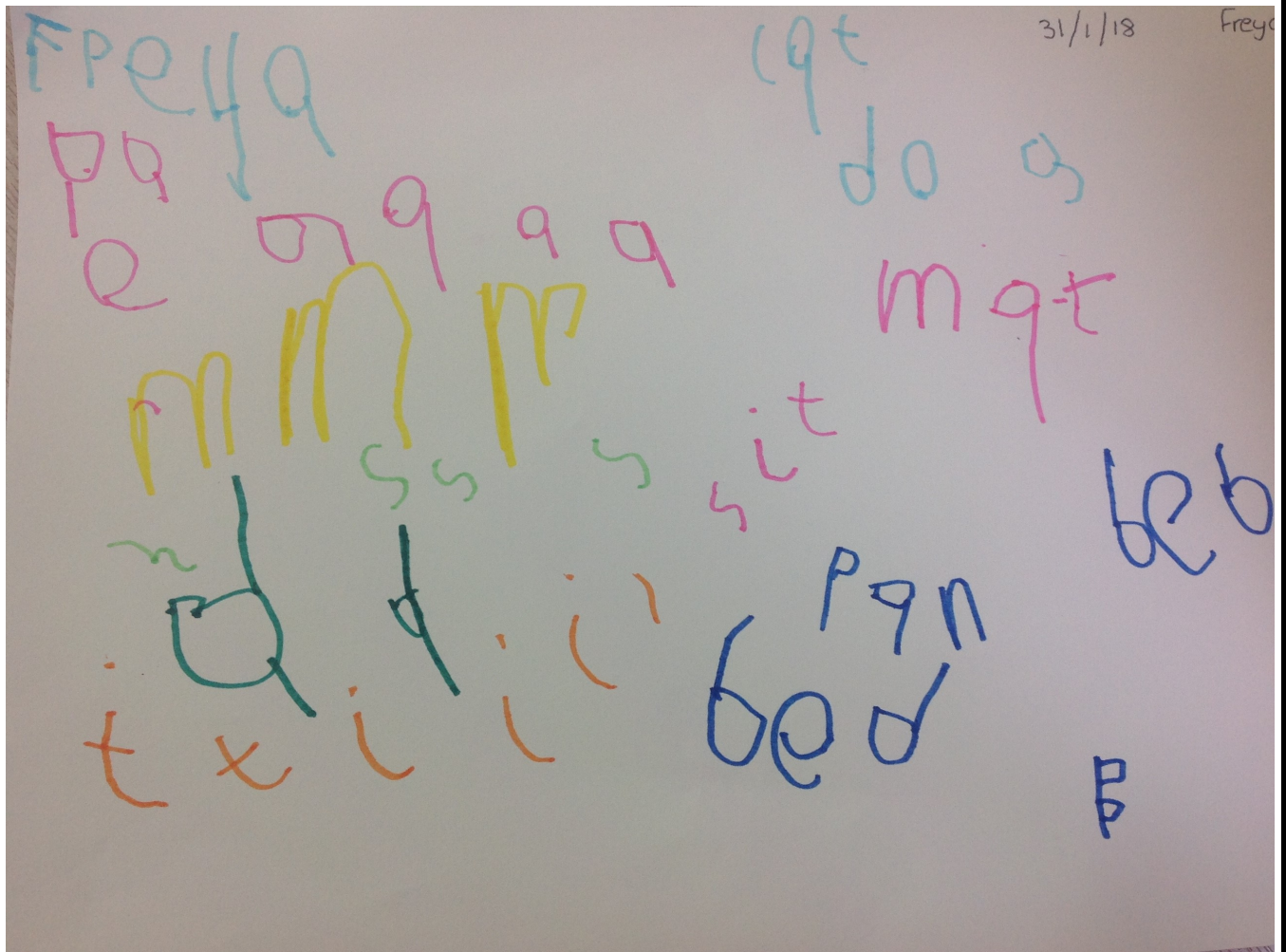
My half term recount



IN half term I went to  
swimming with my family  
and the next day I  
went to marlonny.

Emily wrote this independently.

# End of Year Expectations FS1



# Phonics and High Frequency Words

## High frequency words

Red Words Set 1				
I	the	my	you	said
your	are	be	of	no

Red Words Set 2				
what	all	was	we	so
to	me	call	her	there
want	go	old	some	he

## Read Write Inc.

### Set 1

m, a, s, d, t, i, n, p, g, o, c, k, u, b, f, e, l, h, sh, r, j, v, y, w, th, z, ch, qu, x, ng, nk

### Set 2

ay: may I play,

oo: poo at the zoo

ee: what can you see

oo: look at a book

igh: fly high

ar: start the car

ow: blow the snow

air: that's not fair

or: shut the door

ir: whirl and twirl

ou: shout it out

oy: toy for a boy



# Supporting your child

## Reading

Reading a variety of texts at home. (fiction and non fiction, cook books, newspapers, shopping lists, leaflets and magazines)

Reading stories to your child and asking them to retell using their own words.

Identifying sounds and red words in stories read to them and whilst they are reading.

Practice reading alien words (made up words) at home to help prepare your child for the Year 1 Phonics screening test.

## Writing

Messy play trays to help with letter formation and writing simple words.

Writing for different purposes. (shopping lists, diary, letter, postcards and thank you cards)

Encouraging your child to read back what they have written.

## Ways to develop fine motor skills

- Playdough (dough disco)
- Elastic bands over different objects
- Tweezers
- Threading e.g. threading pipe cleaners in colanders
- Unlocking padlocks using keys
- Small construction toys e.g. Lego

# Websites, Apps and Resources

## Websites

- Phonics play
- Cbeebies reading and writing games
- Top marks English games

## Apps

- Farfaria
- Monster teach

## Resources

- Magnetic letters
- Reading sticks
- Lego bricks with sounds written on (make and break words)
- Red words (written on red/pink card)
- Letters and sounds board games
- Phonic flashcards (sounds)