






Home learning Booklet



Stage 2
Summer Term





Order of activities


1. Wordsnakes
2. Body building
3. Rainbow writing
4. Minibeasts identity
5. Sunshine sparklers

1. Sort out the word snakes




The snakes have swallowed lots of words. Read and find the questions and answers.

1




Commentt'appelles-tu?

2



Moi jem'appelle Henri. Et toi?

3



Louis. Ça va très bien. Et toi?

Use the questions and answers you have un-muddled to write a conversation between these two snakes. You will need to write your own answer for "Henri" to the final question in the conversation.



C.....?

.....



.....



.....

Challenge yourself!
Use one or all of these suggestions...
Add greetings and farewells.
Add an extra question and answer.
Record the conversation.





Answers- Wordsnakes

1. Comment t'appelles-tu? – What are you called?

2. Moi, je m'appelle Henri. Et toi? – Me, I am called Henri. What about you?

3. Louis. Ça va très bien. Et toi? - Louis. I am really well. What about you?



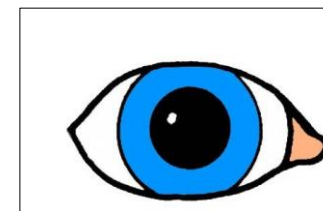
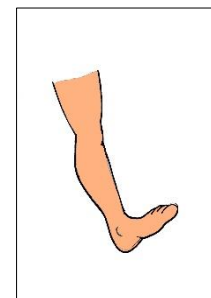
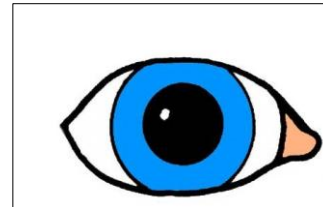
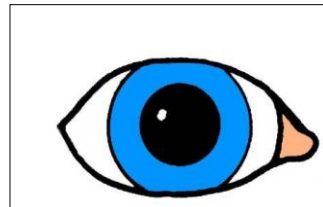
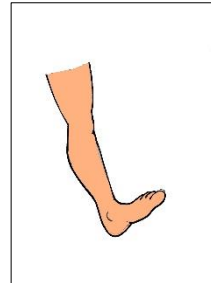



2. Body Building

Imagine that you are a “mad scientist” and are able to create the most amazing monsters. Build a monster following the French instructions below.

Cut out the body parts and read the monster’s description and then build the monster with the body parts in the way you think it might look.

Glue the monster in your book.



Mon monstre.

Mon monstre a deux bouches et trois mains.

Mon monstre a une jambe et deux yeux.

Mon monstre n'a pas une tête.

Challenge yourself.

Write your own monster description in French.





Answers- Meaning of the monster text

Mon monstre.

Mon monstre a deux bouches et trois mains.

Mon monstre a une jambe et deux yeux.

Mon monstre n'a pas une tête.

My monster has two mouths and three hands.

My monster has a leg and two eyes.

My monster does not have a head.



3. Rainbow Writing



1. Read the colour phrases in the “Rainbow box”. (For example: “rouge comme” means “red like..”)
2. With an imaginary pencil write each French phrase in the sky above you and think of an object that is the colour phrase you have written in the air..
3. Cut out the “rainbow”. Write the correct colour phrase in French on the blank half of the rainbow to complete the rainbow shape. Add in English or French the noun of the object you thought of as you wrote the colour phrase in the sky.

Rainbow Box

1. Rouge comme
2. Jaune comme
3. Bleu comme
4. Violet comme
5. Orange comme
6. Vert comme



Challenge yourself!
Draw your own rainbow and add two colour arches of your own.
Now write two new colour sentences of your own for the new colours.





Answers- Meaning of colour phrases

Rouge comme- red like.....

Jaune comme- yellow like.....

Bleu comme – blue like.....

Violet comme- purple like.....

Orange comme- orange like.....

Vert comme- green like....




4. Minibeasts' Identity Cards



Look at the minibeasts drawings. Do you recognise them? Say the name of the minibeast in English. Now try to read the French noun for each minibeast under each picture.

1



La sauterelle

2



Le papillon

3



L'abeille

4



La guêpe

Each minibeast needs an imaginary identity.
A name, an age and a description.
Here is our grasshopper example.

Je m'appelle Sam Sauterelle.

J'ai six ans.

Je suis vert et blanc.

Create imaginary identities for the other minibeasts.
Cut out the pictures.
Make your own minibeast identity cards.

Challenge yourself.
Add an extra sentence about
what the minibeast likes to eat.

“J'aime.....”





Answers- Minibeasts



La sauterelle – the grasshopper



Le papillon – the butterfly



L'abeille the bee



La guêpe – the wasp



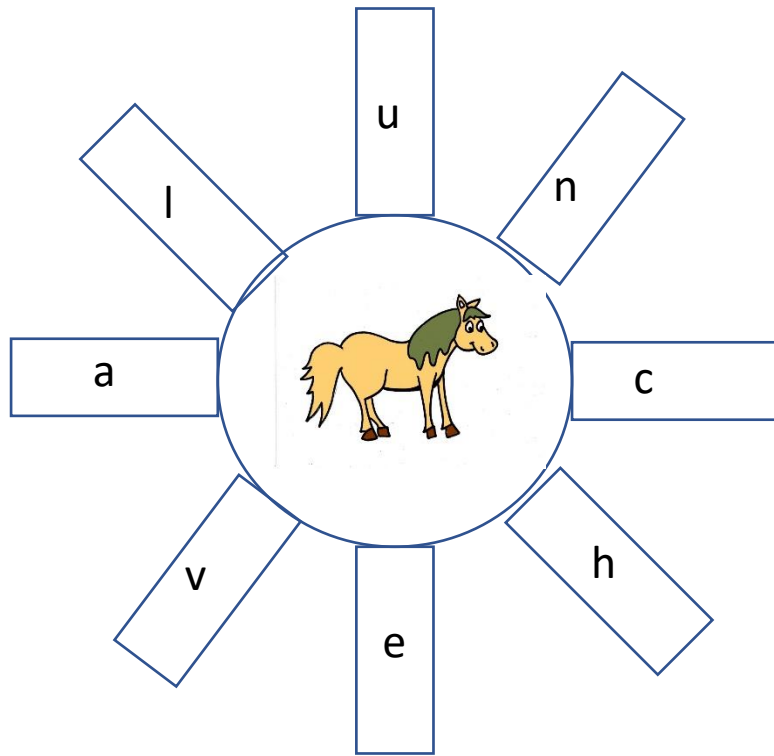
5. Nouns' Sunshine Sparklers



1. Take a look at the sunshine sparkler.

Look at the picture in the middle.

Move clockwise around the sun's rays and find the noun for this animal in French.



2. Write out the French noun using the letters you have found in the sun's rays.

U _ _ _ _ _

3. Design your own sunshine sparklers with other nouns in French that you like to say or write. Try to be accurate in your spelling.

On the next page there are some of our favourite nouns if you need a helping hand.

Remember to make enough rays on the sun so that there is one for each letter.

Challenge yourself .

Make one sparkler with an indefinite article "un/une" and one with a definite article "le/la" before the noun.

You could hang this in your window or make more than one and create a mobile.



Favourite Animal nouns

Un serpent – a snake

Un chien – a dog

Un chat – a cat

Un poisson – a fish

Un cheval – a horse

Un oiseau - bird

Une souris – a mouse

Une vache – a cow

Favourite Fruit Nouns

Une pomme – an apple

Une poire – a grape

Une banane- a banana

Une tomate – a tomato

Une orange – an orange

Un melon- a melon

un citron – a lemon

Favourite Family Nouns

La mère – the mum

La soeur- the sister

Le frère- the brother

Le père – the dad

Le copain – the friend (boy)

La copine – the friend (girl)

