



# Home learning Booklet



## Stage 3 Summer Term





# Order of activities

1. Intergalactic language
2. Robot memory races
3. Unravel the recipe
4. Pirate treasure sentences
5. Spiral sentences

# 1. Inter-Galactic Language



1. Let's create a new language! Create your own intergalactic language for the French phrases below.
2. Add the new language underneath the French phrases. Write the English too.

Bonjour!

Où habites- tu?

J'habite sur la planète bleue.

Au revoir!

**Extra!**  
Write the days of the week in French and your new intergalactic language.  
Write the numbers 1 to 10 in French and the new intergalactic language.





# Answers- Intergalactic language

1. Hello
2. Where do you live?
3. I live on the blue planet
4. Goodbye



## 2. Robot Memory Races.



1. Use your best French reading aloud voice and remember that “s” is silent at the end of French nouns. Time yourself and see how long it takes you to read aloud all the French nouns carefully.



Le chat



Les pommes



Les serpents




Le sac à dos



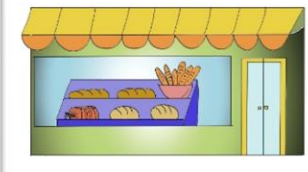
La carotte



Le supermarché



Les crayons  
de couleurs



La boulangerie

2. Now read aloud only the shops.

3. Now read aloud only the animals.

4. Now read aloud only the plural nouns (more than one).

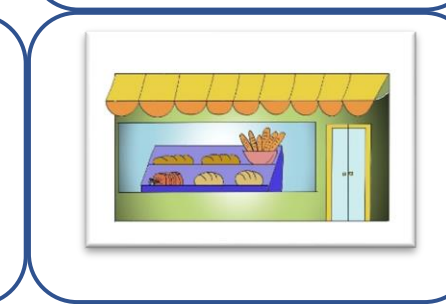
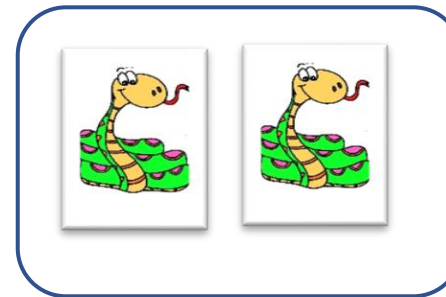



5. Now read aloud all the nouns one more time. Time yourself. Are you any quicker?

6. Now close your eyes and try to remember all the nouns you have read aloud. Say them out loud. Try this again and this time to try to remember the items in the correct order of the memory map. You are ready for the “Robot Memory Race” on the next page.....





# Robot Memory Race.



When you are ready look at each picture and try to remember and say the French noun. Time yourself. Try it three times and see what is your "best of three" time score.



### 3. Unravel the Recipe



Help the chef unravel the fruit salad recipe.

1. Read the instructions. All the letters in the underlined fruit nouns are muddled up. Write out the correct spelling of fruit nouns in the space at the side of the recipe.

1. Lavez vous les mains.
2. Pelez les nabenas.
3. Lavez les sinrais.
4. Coupez les respoi.
5. Coupez en morceaux les sommep.
6. Mettez les fruits dans le bol.

A large, empty rectangular box with a black border, intended for students to write the correct spellings of the muddled fruit nouns.

2. Check your answers on the next page.

Which of the instructions do you need to check in English on the next page too?  
Draw diagrams to explain each of the 6 instructions.

Challenge yourself- add extra fruits in French to the fruit salad recipe instructions.





## Muddled up French fruit nouns answers.

2. Les nabeas – les bananes ( the bananas)
3. Les sinrais – les raisins ( the grapes)
4. Les respoi – les poires (the pears)
5. Les sommep- les pommes ( the apples)

## Meaning of recipe phrases

1. Lavez vous les mains.
2. Pelez.
3. Lavez.
4. Coupez.
5. Coupez en morceaux.
6. Mettez les fruits dans le bol.

1. Wash your hands.
2. Peel.
3. Wash.
4. Cut.
5. Cut into pieces.
6. Put the fruit in the bowl.





## 4. Pirate treasure sentences



A. What might you find on a pirate's ship?

Take a look below and read the French nouns too.



**Le pirate**

1



**L'or**

2



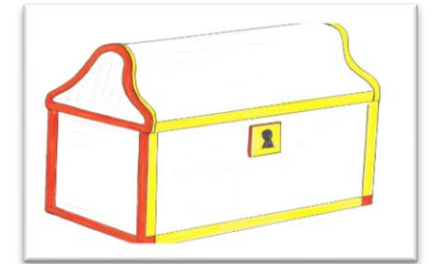
**Le drapeau**

3



**Le perroquet**

4



**Le coffret au trésor**

B. Now let's go on a pirate's treasure hunt .  
Read the sentences and match with a picture.

- 1.C'est noir et blanc.
- 2.C'est jaune, violet, rouge et vert.
- 3.C'est jaune.
- 4.C'est blanc, rouge et jaune.

C. Challenge yourself!  
Draw your own pirate.  
Introduce the pirate using one or more of the sentences below.

Je m'appelle.....  
J'ai un perroquet. Le perroquet s'appelle ....  
Je porte un chapeau ..... et une veste .....  
Dans mon coffret de trésor il y a .....et .....



## Answers- Pirate treasure

### B. Picture descriptions and numbers

- 1.C'est noir et blanc. = 2
- 2.C'est jaune, violet, rouge et vert. =3
- 3.C'est jaune. =1
- 4.C'est blanc, rouge et jaune. = 4

### C. Meaning of sentences

Je m'appelle.....

I am called .....

J'ai un perroquet. Le perroquet s'appelle .....

I have a parrot. The parrot is called .....

Je porte un chapeau ..... et une veste .....

I am wearing a ..... hat and a ..... Jacket.

Dans mon coffret de trésor il y a .....et .....

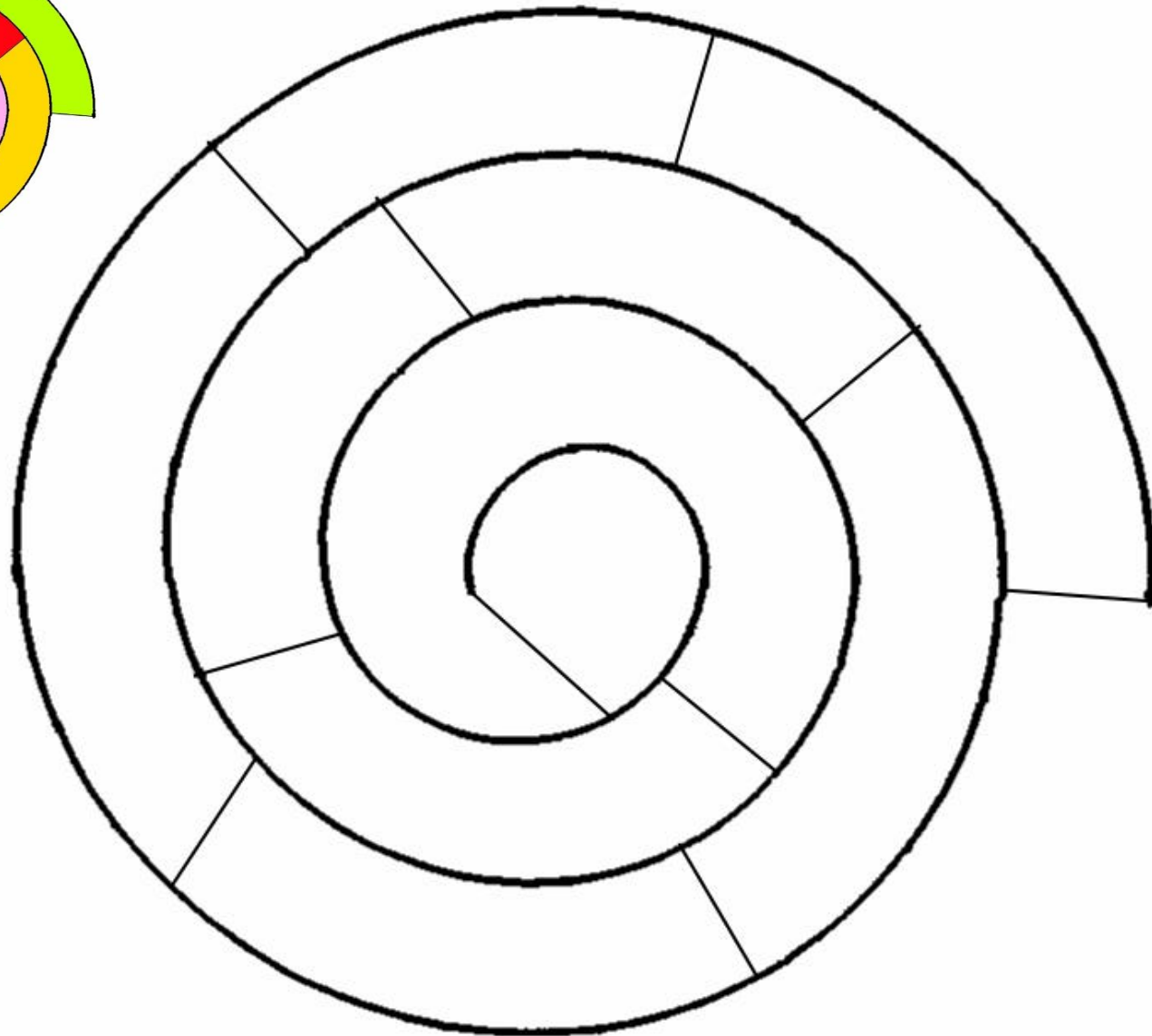
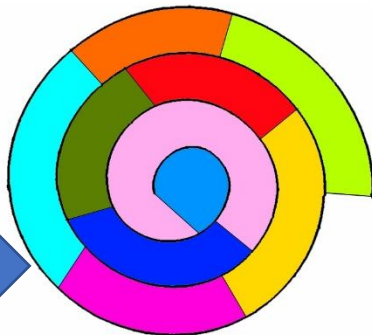
In my treasure chest there is a ..... and a .....





## 5. Spiral Sentences

1. Cut around the outside of the big spiral.
2. Colour in your spiral following the colours in the small picture
3. Follow the colour code box. Write sentences about yourself in the coloured area on your spiral.
4. Put the rainbow spiral in your window.



### Colour Code Box

Bleu (x3) – J'aime....

Orange- J'ai .....ans

Vert (x2)- Je n'aime pas .....

Rose – Je m'appelle.....

Jaune – J'habite à .....

Rouge - Mon anniversaire est en .....





# Meaning of colour code box sentences phrases

<b><u>Colour Code Box</u></b>	
J'aime....	I like .....
J'ai .....ans	I am ..... years old.
Je n'aime pas .....	I don't like .....
Je m'appelle.....	I am called....
J'habite à .....	I live in .....
Mon anniversaire est en .....	My birthday is in .....

