
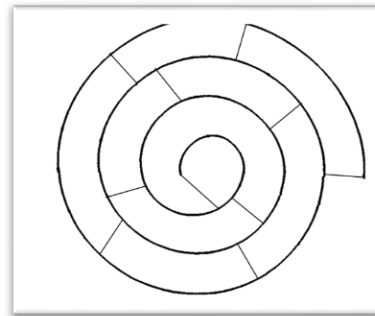



# Home learning Booklet



**Stage 4**  
**Summer Term**





# Order of activities


1. Fantastical foods
2. Language torch
3. Mind games
4. Snake time
5. Hat Characters

# 1. Fantastical Food




1. Imagine you are a super outer space chef! What's on the menu today? Take a look at the fantastical dishes.
2. Complete the name of each dish.
3. Use a bilingual dictionary and add the fantastical ingredients you think will be in each dish in the box below the picture.

1




De la s\_\_pe

2



Un h\_\_burger et  
des fr\_tes

3



Une p\_zz\_

4



Une gl\_\_ce

5



Un m\_lksh\_ke

6



Un gât\_\_





## Answers- Fantastical food

1. De la soupe
2. Un hamburger et des frites
3. Une pizza
4. Une glace
5. Un milkshake
6. Un gâteau



## 2. Language Torch



Let's make a "language torch". **First** follow the instructions on the next two pages.  
You need paper, scissors, glue and coloured pencils.

**Step One: Read the lists below. Spot missing French words and think what you would write in the gaps.**

### 1-10

un  
deux  
.....  
quatre  
cinq  
six  
.....  
huit  
neuf  
.....

### Days of the week

Lundi  
  
M.....  
  
Mercredi  
  
.....  
  
Vendredi  
Samedi  
Dimanche

### Talking about myself

Je m'appelle .....

J'habite à .....

J'ai ..... ans.

J'aime jouer .....car  
c'est.....

J'aime manger .....

Mes matières préférées sont .....et .....

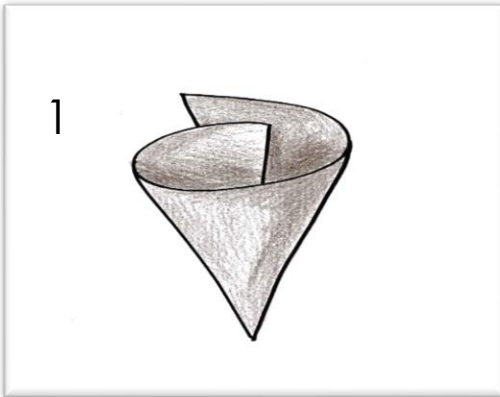
**Step Two: On pieces of paper write out and complete the lists you have just read. Decorate the lists too.  
Challenge yourself and add extra lists of your favourite words and phrases in French.**



**Make the torch**

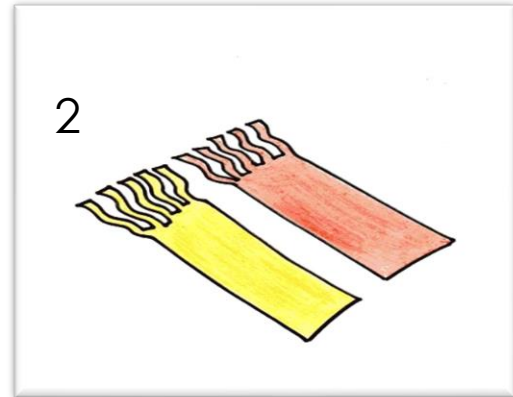


**Step Three: Follow the instructions and look at the diagrams and make your own language torch.**  
 You need paper , scissors. coloured pens and glue. When it's finished, put your language lists inside to keep them safe.



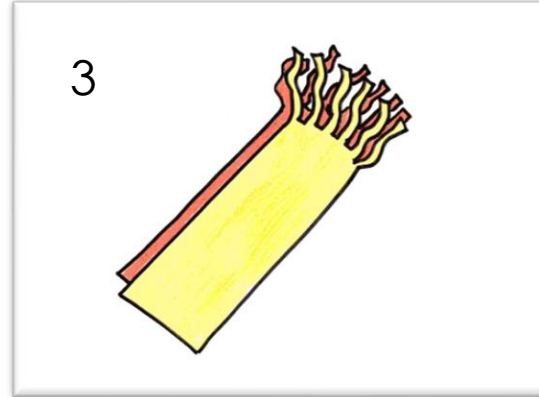
1

Roulez le papier.  
 Formez un cornet.  
 Collez.



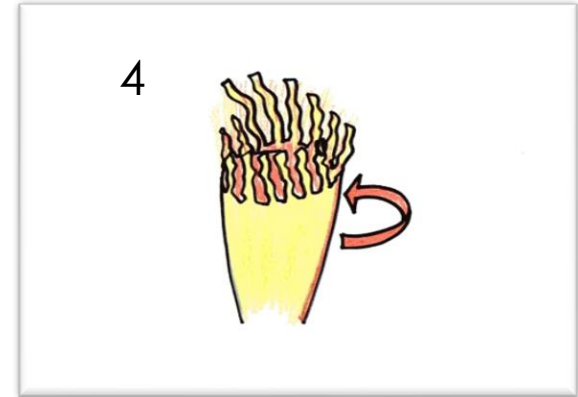
2

Coupez deux bandes  
 de papier.  
 Coloriez rouge et jaune.




3

Posez les bandes  
 l'une sur l'autre.



4

Roulez les bandes



5

Placez les bandes  
 dans le cornet.

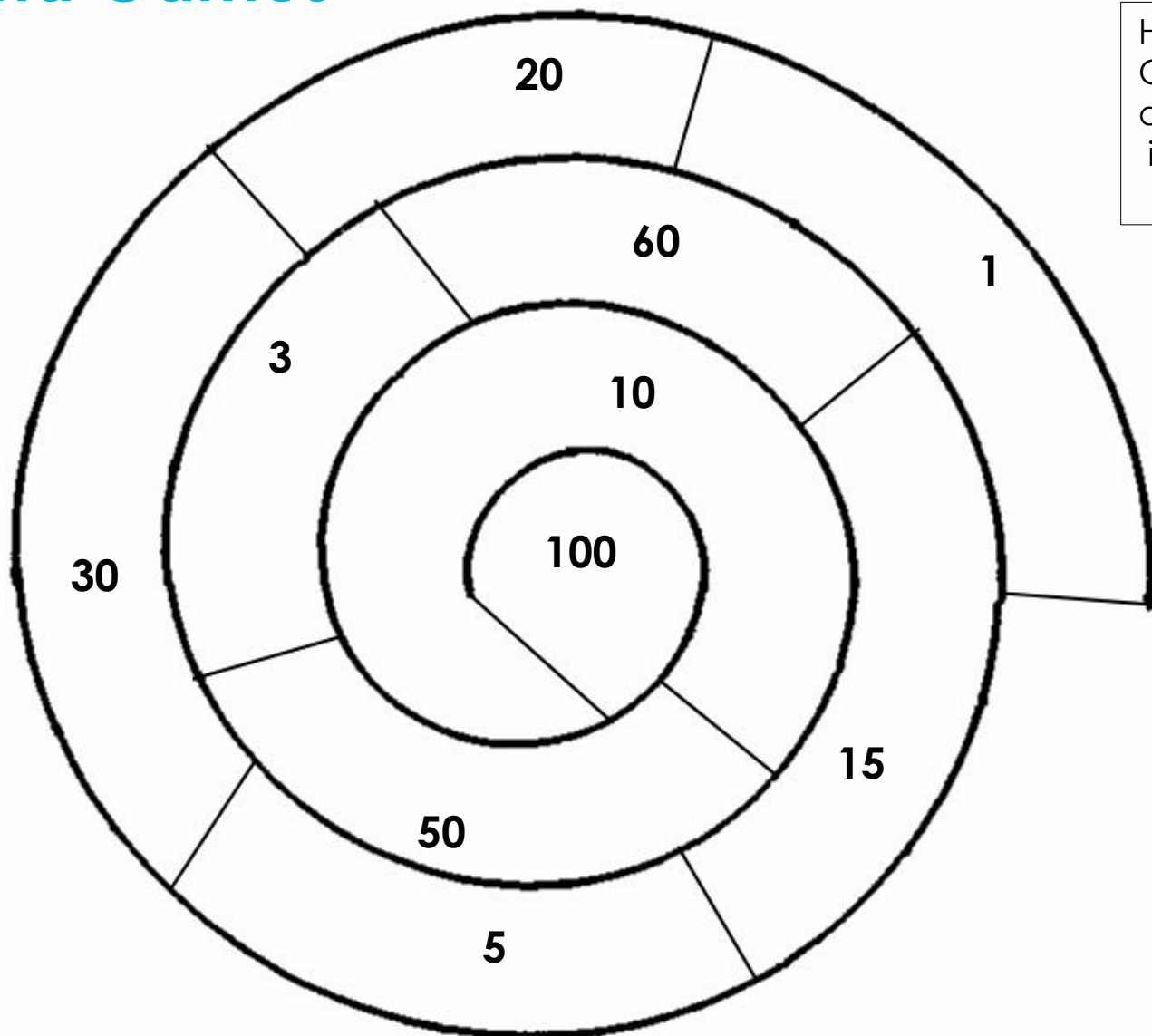
**Challenge yourself.**  
 Add greetings, praise  
 words the French  
 flag and facts about  
 France to the outside or  
 your language torch.

**HELP!** You can see lots of "commands" in the diagrams' Instructions  
 Have a look here. Read the French and the English  
 Spot them in the sentences.

**Roulez – roll**  
**Formez- make**  
**Collez - glue**  
**Coupez- cut**  
**Coloriez - colour**  
**Posez- put**  
**Placez - place**



### 3. Mind Games



How quickly can you solve the sports' sentences? Colour in the correct numbered area of the spiral and draw a symbol for the sport next to the number in the spiral once you understand the sentence.

#### Sports sentences.

- Un:** joue je au ball foot.
- Trois:** il joue rugby au.
- Cinq:** jouons nous tennis au.
- Dix:** e fait de la danse.
- Quinze:** ez jouer vous volley.
- Vingt:** au tu joues basket.
- Trente:** fais je de natation la.
- Cinquante:** fais je de l'équitation.
- Soixante:** au je joue hockey.
- Cent:** jouent ils craquekite.





# Answers- Mind games

## Sports sentences.

- 1: Je joue au football – I play football.
- 3: Il joue au rugby – He plays rugby.
- 5: Nous jouons au tennis. – We play tennis
- 10: Elle fait de la danse – She goes dancing.
- 15: Vous jouez au volley - You play volleyball.
- 20: Tu joues au basket.- You play basketball.
- 10: Je fais de la natation. – I go swimming
- 50 : Je fais de l'équitation – I go horseriding.
- 60: Je joue au hockey.- I play hockey.
- 100: Ils jouent au cricket. – They play cricket.





## 4. Snake time



Let's make a clock face with a difference.

Each of these snake clocks needs correct snake time. Read the time under each snake.

Cut out the clocks and the correct snake times. In your books glue each of the clocks and its correct time p



Il est deux heures.




Il est trois heures.



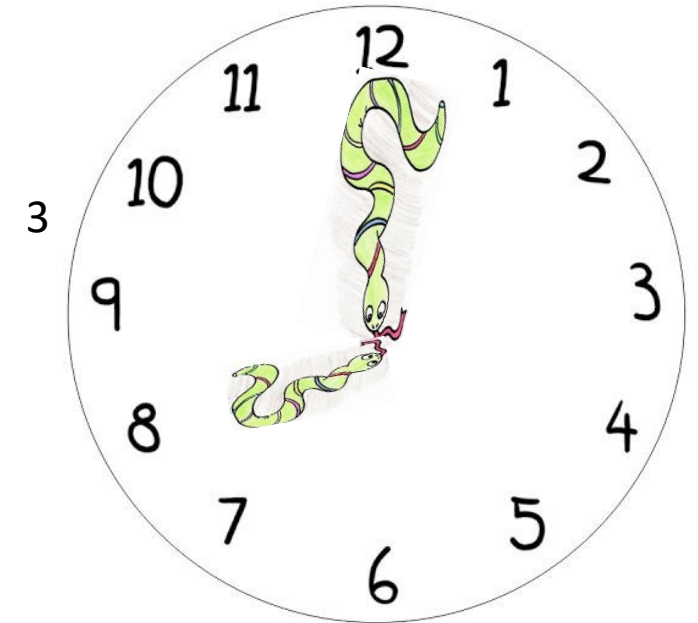
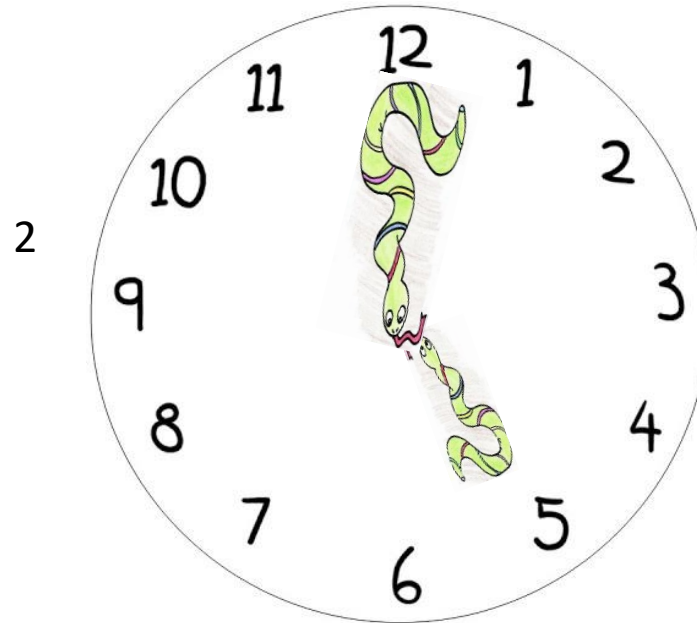

Il est neuf heures.



Il est cinq heures.



Il est huit heures.



**Challenge yourself. Create two more snake clocks and write the time in French.**



## Answers- Snake clock


1 = b

2 = d

3 = 5




# 5. Hat characters



Take a look at the hats below. You have been asked by a film company to create the identities for each of the hats in a new cartoon called "Hat Characters".

What's the hat's name, age and likes and dislikes in school? How is the hat feeling today? Cut out the hats.

Glue them in your books. Create characters for the hats and write each description next to the hat. We've written the first one for you as an example.



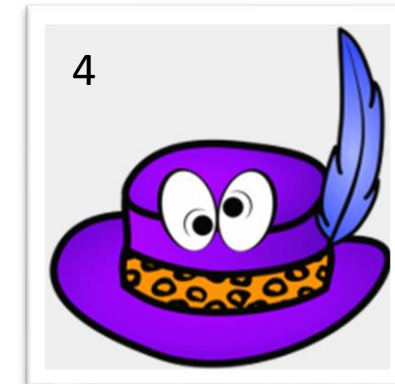

Je m'appelle "**Thomas Topper**".

J'habite en **Angleterre**.

J'ai **trente** ans.

J'aime **l'histoire** car c'est **intéressant** et je n'aime pas **les maths** car c'est **difficile**.

Aujourd'hui je suis **fatigue**.





## Answers-

### What does the example description mean in English?

Je m'appelle "**Thomas Topper**".

J'habite en **Angleterre**.

J'ai **trente** ans.

J'aime **l'histoire** car c'est **intéressant** et je n'aime pas **les maths** car c'est difficile.

Aujourd'hui je suis **fatigue**.

I am called "**Thomas Topper**".

I live in **England**

I am **thirty** years old.

I like **history** because it's **interesting** and I don't like **maths** because it's **difficult**.

Today I am **tired**.

